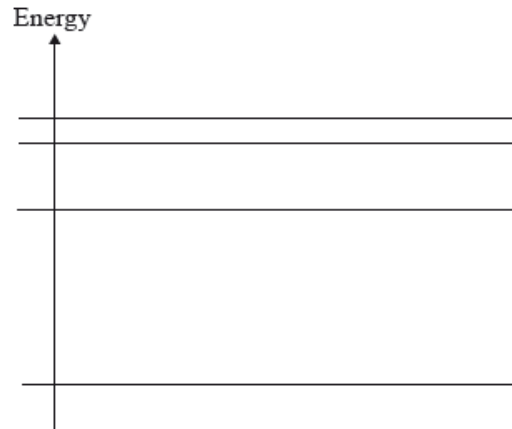


HL Paper 1

When a nucleus undergoes radioactive β^+ decay, the change in the number of particles in the universe is

- A. 0.
- B. 1.
- C. 2.
- D. 3.

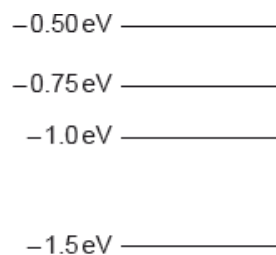
The diagram shows four possible electron energy levels in the hydrogen atom.



The number of different frequencies in the emission spectrum of atomic hydrogen that arise from electron transitions between these levels is

- A. 0.
- B. 2.
- C. 4.
- D. 6.

All the energy levels in a simple model of an atom are shown.



The atom is excited so that an electron is promoted to the -0.50 eV energy level. How many different frequencies will be observed in the emission spectrum?

- B. 4
C. 5
D. 6
-

A nucleus of the isotope potassium-40 decays to a nucleus of the isotope argon-40. The reaction equation for this decay may be written as



Which of the following correctly identifies the proton number of argon-40 and the particle X?

	Z	X
A.	18	β^-
B.	18	β^+
C.	19	β^+
D.	19	β^-

Which of the following lists the particles emitted during radioactive decay in order of increasing ionizing power?

- A. γ , β , α
B. β , α , γ
C. α , γ , β
D. α , β , γ
-

What is correct about the Higgs Boson?

- A. It was predicted before it was observed.
B. It was difficult to detect because it is charged.
C. It is not part of the Standard Model.
D. It was difficult to detect because it has no mass.
-

${}_{6}^{11}\text{C}$ undergoes β^+ decay. The products of this decay are the β^+ particle, X and Y. What are X and Y?

	X	Y
A.	${}^1_5\text{B}$	antineutrino
B.	${}^{11}_5\text{B}$	neutrino
C.	${}^1_7\text{N}$	antineutrino
D.	${}^{11}_7\text{N}$	neutrino

Which of the following leads to a paradigm shift?

- A. Multi-loop circuits
- B. Standing waves
- C. Total internal reflection
- D. Atomic spectra

Which of the following would decrease the initial activity of a sample of plutonium?

- A. Placing the sample in a lead container
- B. Placing the sample in a dark room
- C. Decreasing the mass of the sample
- D. Decreasing the temperature of the sample

Which of the following gives evidence to support the existence of atomic energy levels?

- A. Alpha particle scattering
- B. Absorption spectra
- C. The existence of isotopes
- D. Beta decay

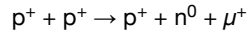
Which of the following is a correct list of particles upon which the strong nuclear force may act?

- A. protons and neutrons
- B. protons and electrons
- C. neutrons and electrons
- D. protons, neutrons and electrons

All isotopes of uranium must have the same

- A. chemical properties.
 - B. mass.
 - C. half-life.
 - D. decay constant.
-

Identify the conservation law violated in the proposed reaction.



- A. Strangeness
 - B. Lepton number
 - C. Charge
 - D. Baryon number
-

Patterns in graphs help scientists make predictions. What can be deduced from a graph of neutron number versus proton number for all stable nuclides?

- A. The short-range nature of the strong nuclear force
 - B. The increase of the binding energy per nucleon with proton number
 - C. The existence of quarks and leptons
 - D. The existence of alpha decay
-

A pure sample of nuclide A and a pure sample of nuclide B have the same activity at time $t = 0$. Nuclide A has a half-life of T , nuclide B has a half-life of $2T$.

What is $\frac{\text{activity of A}}{\text{activity of B}}$ when $t = 4T$?

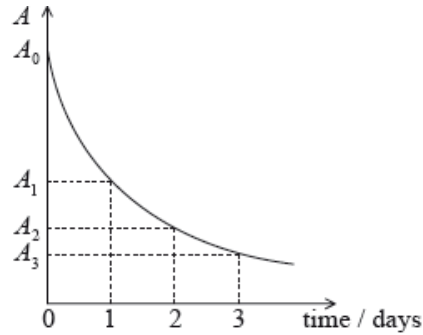
- A. 4
 - B. 2
 - C. $\frac{1}{2}$
 - D. $\frac{1}{4}$
-

Protons and neutrons are held together in the nucleus by the

- A. electrostatic force.
- B. gravitational force.

- C. weak nuclear force.
D. strong nuclear force.

A radioactive isotope has an initial activity A_0 and a half-life of 1 day. The graph shows how the activity A varies with time.



The ratio $\frac{A_0}{A_2}$ is equal to which of the following?

- A. $\frac{A_1}{A_3}$
B. $\frac{A_0}{A_3}$
C. $\frac{A_0}{2}$
D. $\frac{A_3}{3}$

A pure sample of a known element has a very long half-life. What measurement(s), together with the initial activity of the sample, must be made in order to measure the half-life of the element?

- A. The activity of the sample after a given period of time.
B. The mass of the sample after a given period of time.
C. The activity and the mass of the sample after a given period of time.
D. The mass of the sample.

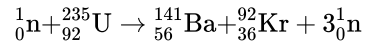
The de Broglie wavelength of an electron is equal to the wavelength of a photon that has energy E . What is the momentum of the electron?

- A. $\frac{E}{c}$
B. $\frac{E}{hc}$
C. $\frac{hc}{E}$
D. $\frac{m_e c^2}{hE}$

A unit in which mass defect can be measured is

- A. MeV.
 - B. MeV c⁻¹.
 - C. MeV c⁻².
 - D. MeV per nucleon.
-

The nuclear reaction represented by



is an example of

- A. nuclear fusion.
 - B. nuclear fission.
 - C. artificial transmutation.
 - D. radioactive decay.
-

A proton decays to a neutron. The other products of the decay are a

- A. positron and neutrino.
 - B. positron and antineutrino.
 - C. electron and neutrino.
 - D. electron and antineutrino.
-

Evidence for the existence of isotopes can come from analysis of

- A. the closest approach distance from charged particle scattering experiments.
 - B. the discrete energies of alpha particles from a given nuclide.
 - C. the range of energies of beta particles from a given nuclide.
 - D. the paths taken by ions in a Bainbridge mass spectrometer.
-

The half-life of a radioactive nuclide is 20s. What fraction of the original sample will have decayed in one minute?

- A. $\frac{1}{8}$
 - B. $\frac{1}{4}$
 - C. $\frac{1}{2}$
 - D. $\frac{7}{8}$
-


The energies of alpha particles and of gamma-rays emitted in radioactive decay are discrete. This observation is evidence for

- A. atomic energy levels.
- B. nuclear energy levels.
- C. nuclei having more neutrons than protons.
- D. the existence of isotopes.

A radioactive nuclide decays to a stable daughter nuclide. Initially the sample consists entirely of atoms of the radioactive nuclide. What fraction of the sample consists of the daughter nuclide after four half-lives?

- A. $\frac{15}{16}$
- B. $\frac{1}{16}$
- C. $\frac{1}{8}$
- D. $\frac{7}{8}$

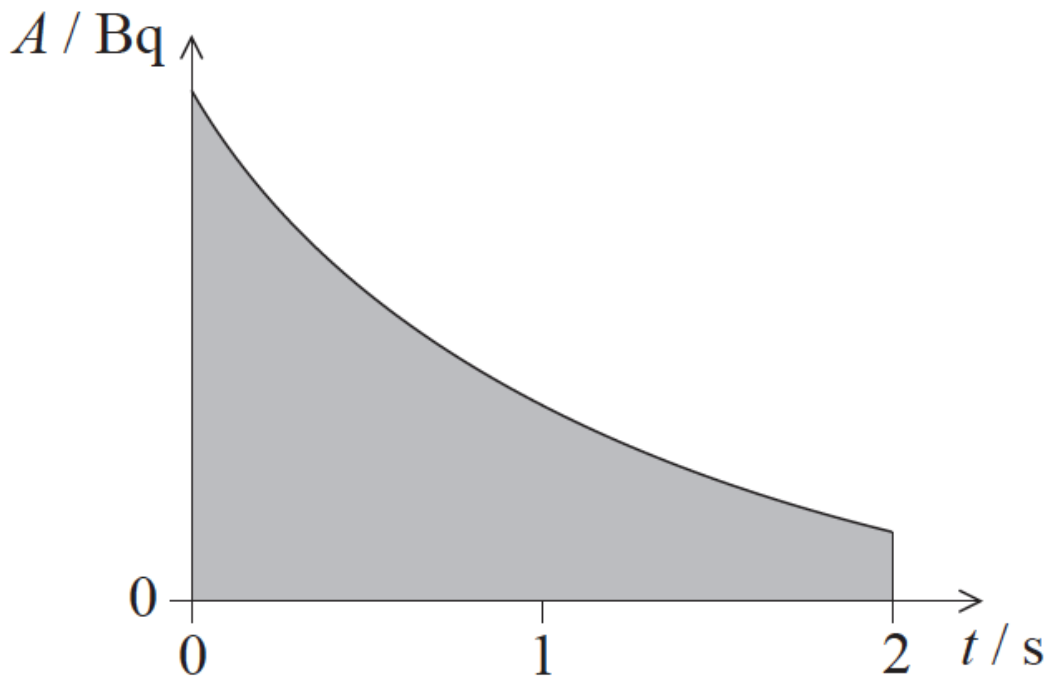
The lowest four energy levels of a particular atom are represented in the energy level diagram below.



Planck's constant is h . What is the highest frequency in the atom's emission spectrum that is associated with these levels?

- A. $\frac{E_3}{h}$
- B. $\frac{E_0}{h}$
- C. $\frac{E_3 - E_0}{h}$
- D. $\frac{E_3 - E_2}{h}$

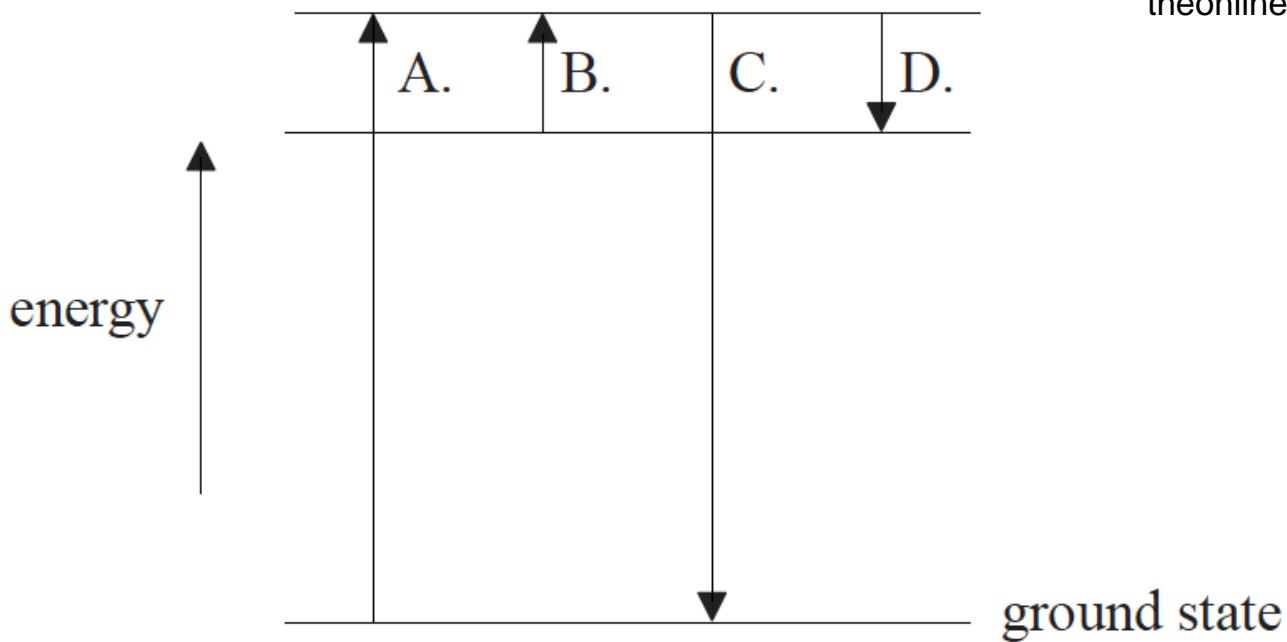
The graph shows the variation with time t of the activity A of a radioactive sample. The energy released in each decay is E . The shaded area is equal to S .



What does the quantity $S \times E$ represent?

- A. Average energy produced in 2 s.
- B. Average power produced in 2 s.
- C. Total energy produced in 2 s.
- D. Maximum power produced in 2 s.

The diagram shows three electron energy levels of an atom. Which transition results in the emission of a photon of the longest wavelength?



When compared with beta particles and gamma-ray photons, alpha particles have the greatest

- A. mass.
- B. penetrating power.
- C. range in air.
- D. speed.

An alpha particle is directed head-on towards a nucleus of an isotope of iron. A second alpha particle, with the same energy as the first, is directed head-on towards a different isotope of iron.

Which of the following is a comparison of the distances of closest approach of the two alpha particles and the forces experienced by the alpha particles at the point of closest approach?

	Distances	Forces
A.	same	same
B.	same	different
C.	different	same
D.	different	different

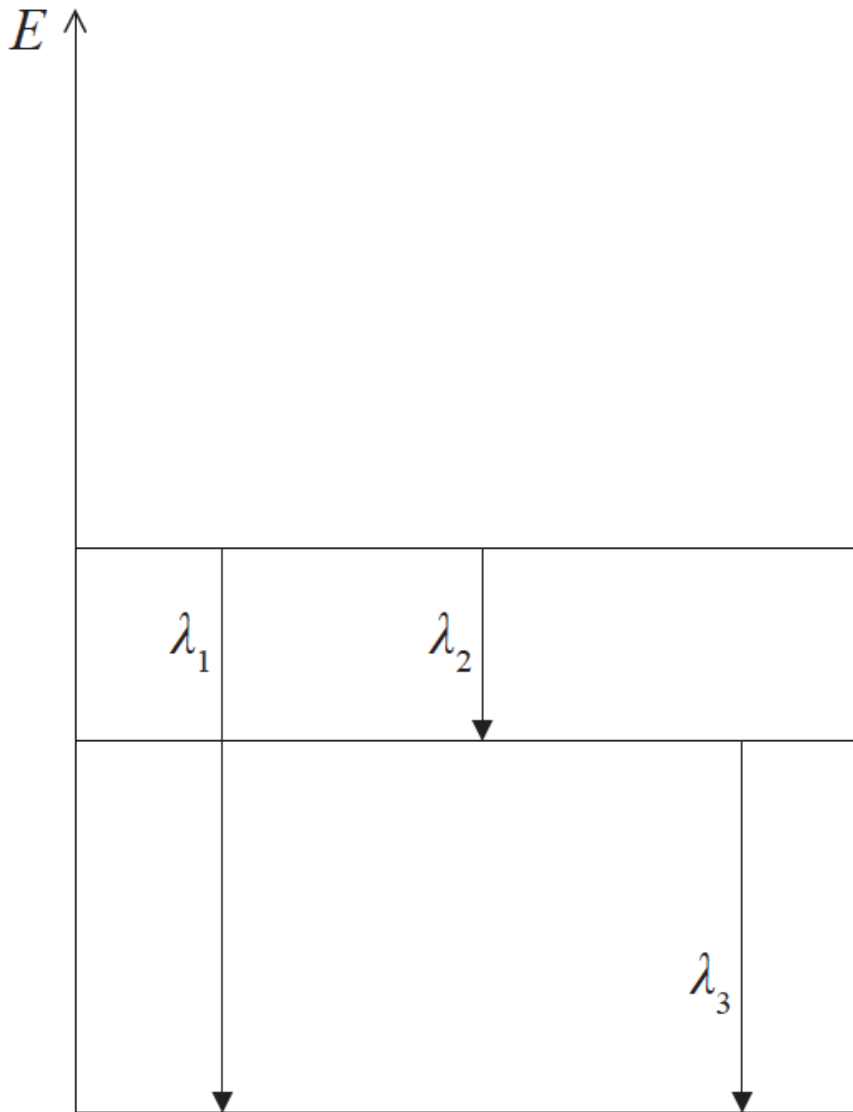
In the nuclear reaction $X + Y \rightarrow Z + W$, involving nuclides X, Y, Z and W, energy is released. Which is correct about the masses (M) and the binding energies (BE) of the nuclides?

	Masses	Binding energies
A.	$M_X + M_Y < M_Z + M_W$	$BE_X + BE_Y < BE_Z + BE_W$
B.	$M_X + M_Y < M_Z + M_W$	$BE_X + BE_Y > BE_Z + BE_W$
C.	$M_X + M_Y > M_Z + M_W$	$BE_X + BE_Y < BE_Z + BE_W$
D.	$M_X + M_Y > M_Z + M_W$	$BE_X + BE_Y > BE_Z + BE_W$

What is the charge on an electron antineutrino and during what process is an electron antineutrino produced?

	Charge on electron antineutrino	Production of electron antineutrino
A.	negative	during β^+ emission
B.	negative	during β^- emission
C.	zero	during β^+ emission
D.	zero	during β^- emission

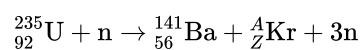
The arrows below indicate transitions involving three energy levels of an atom. The wavelength of the photon emitted in each transition is indicated.



Which of the following relationships between the wavelengths is correct?

- A. $\lambda_1 = \lambda_2 + \lambda_3$
- B. $\lambda_1 = \lambda_3 - \lambda_2$
- C. $\frac{1}{\lambda_1} = \frac{1}{\lambda_2} + \frac{1}{\lambda_3}$
- D. $\frac{1}{\lambda_1} = \frac{1}{\lambda_2} - \frac{1}{\lambda_3}$

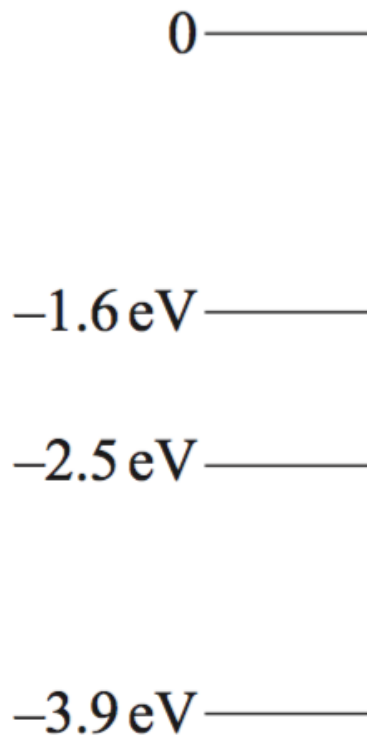
A fission reaction for uranium is



where n is the neutron. Which of the following gives the value of the nucleon number A and proton number Z for the krypton (Kr)?

	<i>A</i>	<i>Z</i>
A.	92	36
B.	36	92
C.	94	36
D.	36	94

The diagram below shows some of the energy levels available to an electron in a caesium atom.



Photons of energy 0.9 eV pass through a sample of low pressure caesium vapour. Which of the following gives the energy transition of the electron when a photon is absorbed?

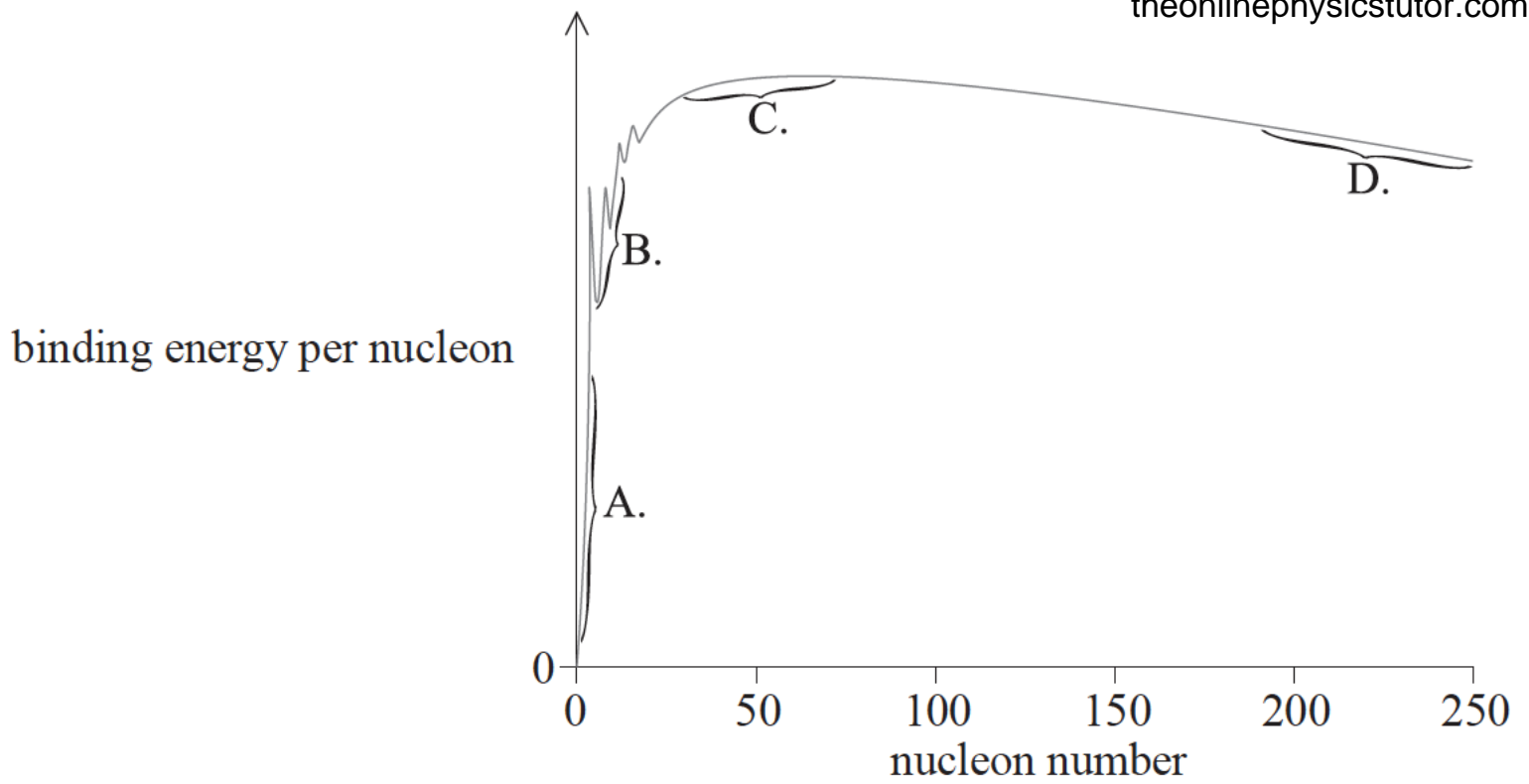
A. From -3.9 eV to 0

B. From -2.5 eV to -1.6 eV
@TOPhysicsTutor

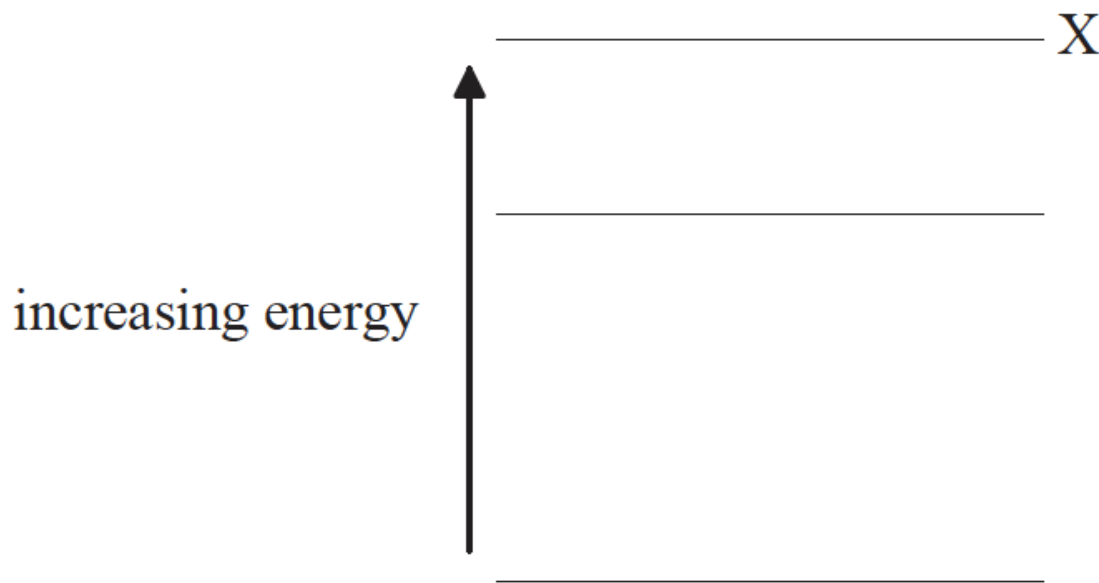
The nuclei in a sample of a radioactive isotope decay by emitting α and γ particles. Which of the following is correct for the energies of the α particles and for the energies of the γ particles?

	α particle energies	γ particle energies
A.	discrete	discrete
B.	continuous	discrete
C.	discrete	continuous
D.	continuous	continuous

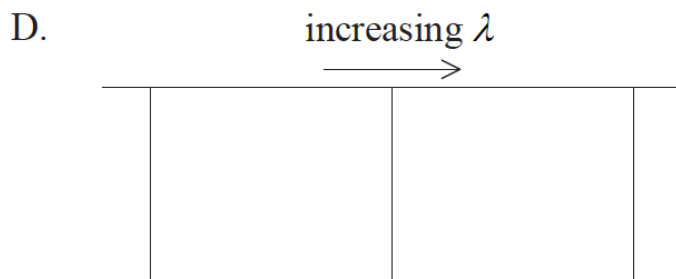
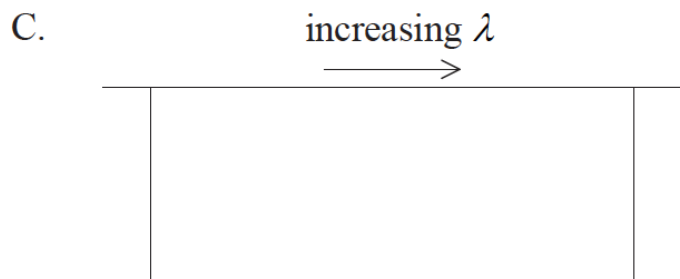

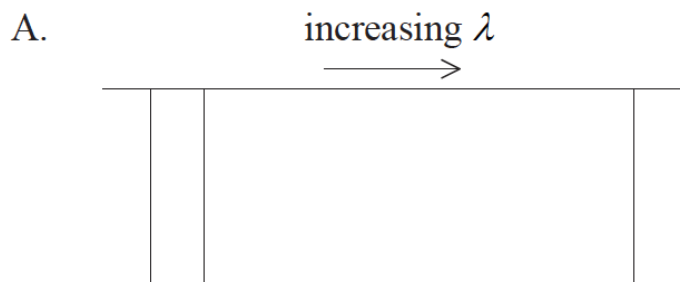
The graph shows the relationship between binding energy per nucleon and nucleon number. In which region are nuclei most stable?



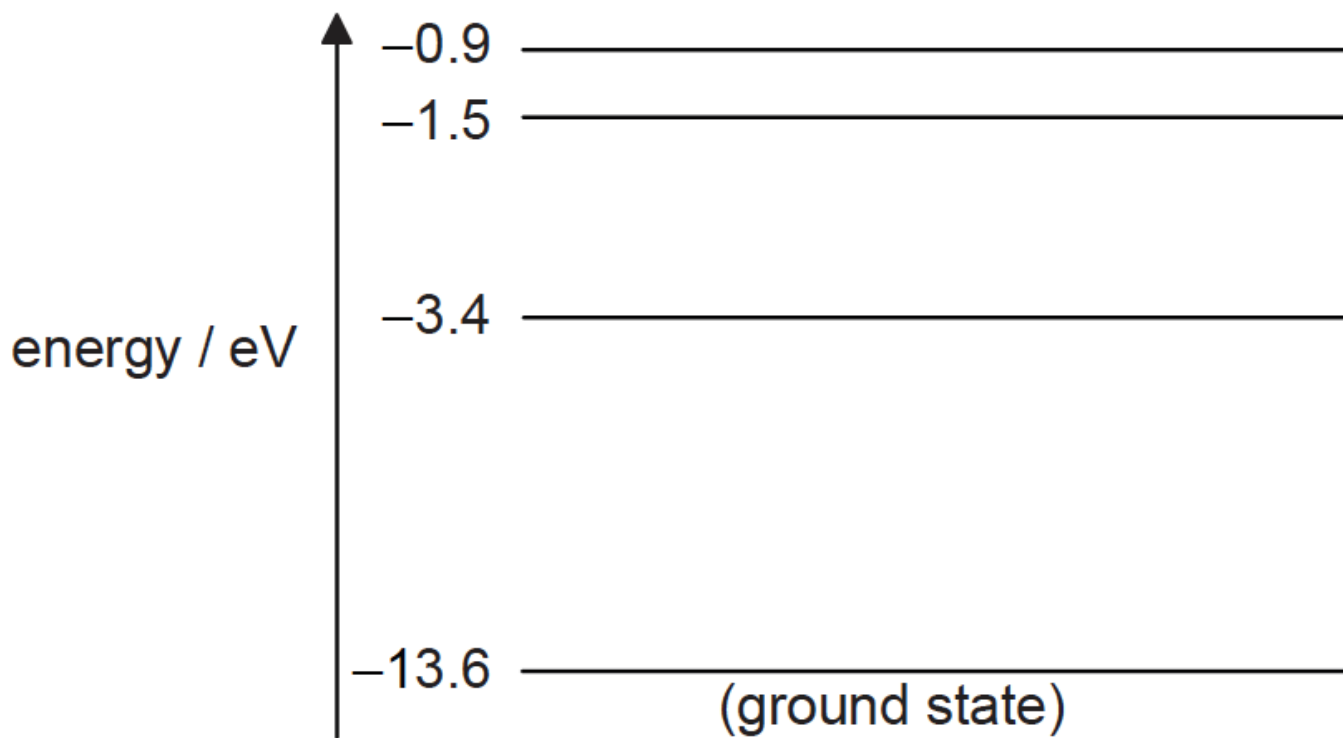
The diagram shows the three lowest energy levels of an atom.



Which diagram shows the emission line spectrum associated with electron transitions from energy level X?



Some of the energy levels for a hydrogen atom are shown in the diagram.

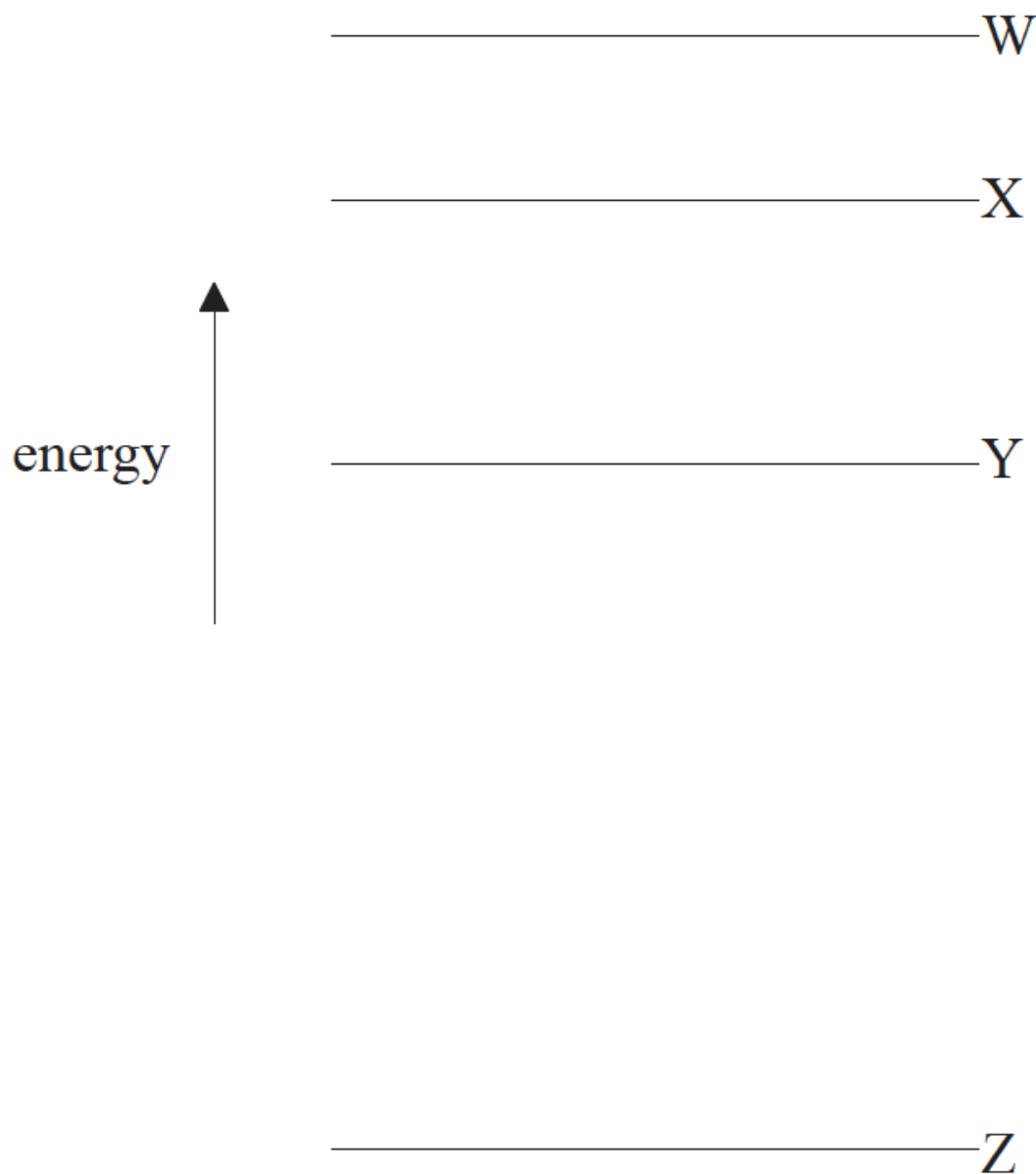


Photon	Energy / eV
W	8.6
X	10.2
Y	12.1
Z	12.6

Each photon is incident on a hydrogen atom in its ground state. Which photons could be absorbed by the atom?

- A. W only
 - B. X and Y only
 - C. Y and Z only
 - D. X, Y and Z only
-

The diagram shows four energy levels W, X, Y and Z of an atom.



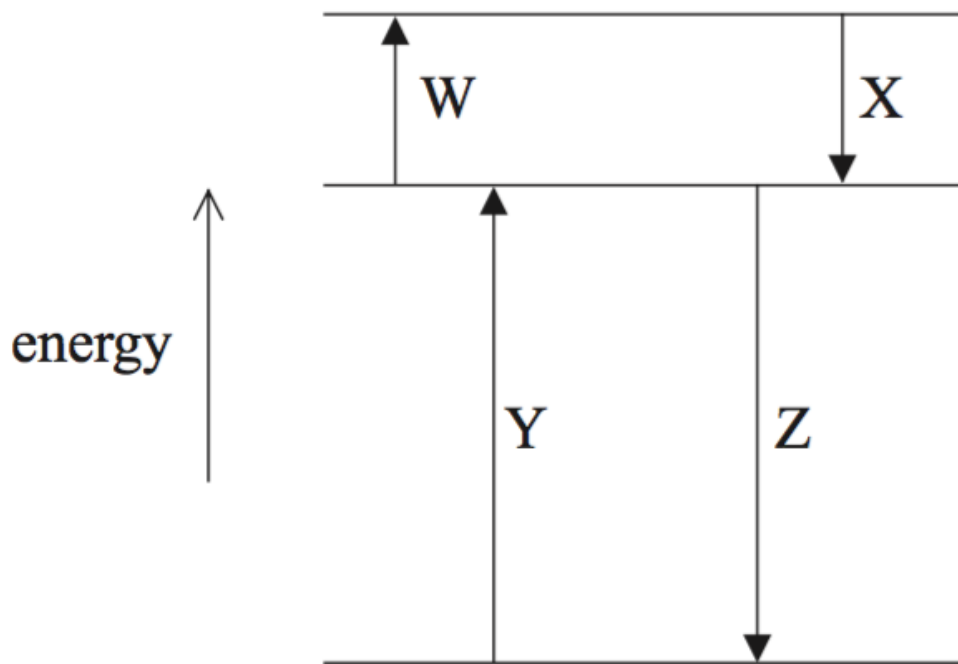
Which electron transition will produce a photon of the longest wavelength and which transition will produce a photon with the highest frequency?

	Longest wavelength	Highest frequency
A.	$W \rightarrow X$	$W \rightarrow Z$
B.	$W \rightarrow Z$	$W \rightarrow Z$
C.	$W \rightarrow X$	$W \rightarrow X$
D.	$W \rightarrow Z$	$W \rightarrow X$

In a fission reaction, the total mass and the total binding energy before the reaction are M_i and E_i respectively, where the binding energy is defined as a positive quantity. After the reaction the total mass is M_f and the total binding energy is E_f . Which of the following correctly compares the total masses and the total binding energies?

	Total mass	Total binding energy
A.	$M_f > M_i$	$E_f < E_i$
B.	$M_f > M_i$	$E_f > E_i$
C.	$M_f < M_i$	$E_f < E_i$
D.	$M_f < M_i$	$E_f > E_i$

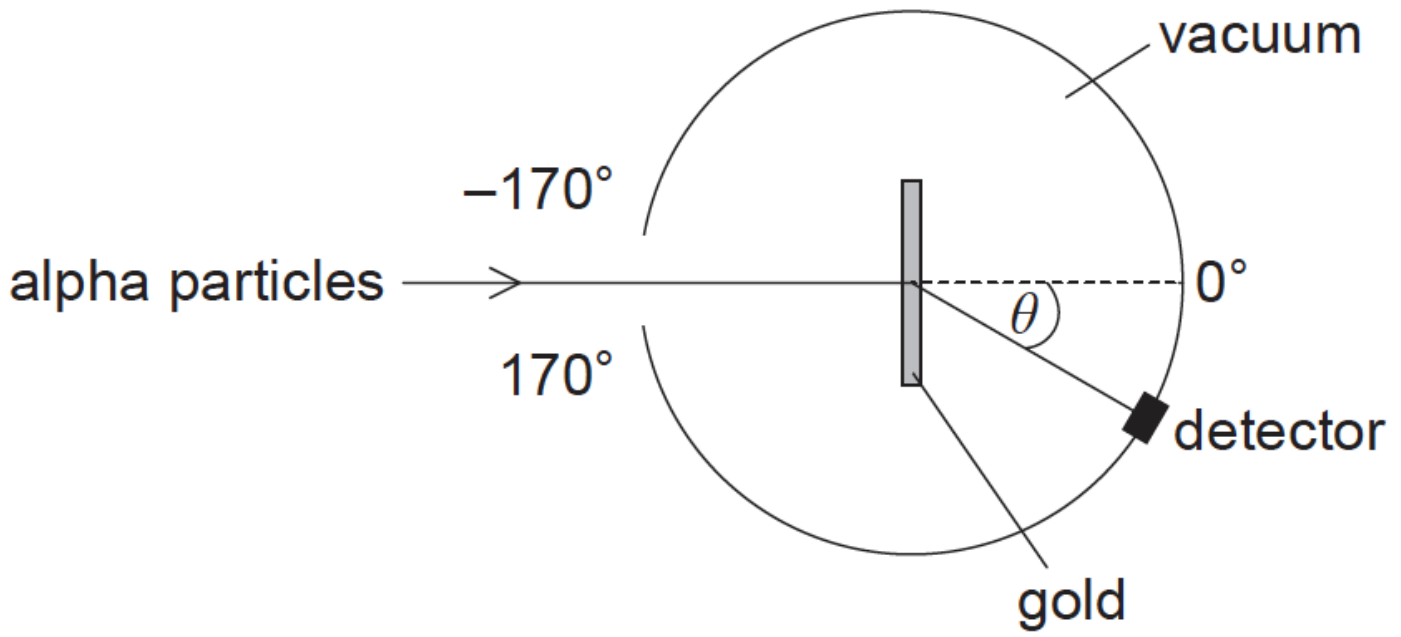
The diagram shows three energy levels of the hydrogen atom and some of the associated electron transitions between the levels.



Which labelled electron transition gives rise to the photon with the greatest wavelength and which gives rise to the photon with the smallest wavelength?

	Greatest wavelength	Smallest wavelength
A.	X	W
B.	Y	Z
C.	X	Z
D.	Y	W

The structure of the atom was investigated by firing alpha particles from a source at a thin foil of gold. The basic set-up of the apparatus is shown.



Which graph shows the variation in the number of scattered alpha particles with scattering angle θ ?

